

Albumin Use Guidelines and Outcome in a Surgical Intensive Care Unit

Anthony Charles, MD; Maryanne Purtill, MD; Sharon Dickinson, RN, MSN, CCRN; Michael Kraft, PharmD; Melissa Pleva, PharmD; Craig Meldrum, BBA; Lena Napolitano, MD

Hypothesis: Restrictive albumin use guidelines in the surgical intensive care unit (SICU) will not increase mortality and will result in cost savings.

Design: Prospective cohort study.

Setting: Tertiary teaching hospital.

Patients: All patients admitted to the SICU from July 1, 2004, through July 1, 2005, were included in this study.

Interventions: Patients in the first 3 quarters of the study were treated with no restriction on albumin use. An organized educational program was initiated by the new intensivist-led critical care team and directed toward the residents, nursing staff, and primary surgical teams. Appropriate albumin use guidelines were instituted in the last quarter.

Main Outcome Measures: Prospective clinical and outcome data were collected. Albumin use data and

costs were obtained from the pharmacy prospective database.

Results: A total of 1361 patients were included in the study. A statistically significant reduction in albumin use (54%) was found in the fourth quarter ($P = .004$), and a substantial cost saving was realized (56% reduction in cost) with the albumin use guidelines. Restrictive use of albumin had no negative impact on ICU mortality. Mean Acute Physiology and Chronic Health Evaluation III scores on ICU day 1 were not different. No significant difference in mean ICU length of stay was noted. Maintained reduction in the use of albumin was documented during the next 6 quarters.

Conclusions: The implementation of albumin use guidelines during critical care resuscitation using an educational approach in a SICU is associated with reduced albumin use, significant cost savings, and no negative impact on ICU outcome. Continued educational efforts promoting evidence-based practices in the ICU are warranted.


Arch Surg. 2008;143(10):935-939

THE ADMINISTRATION OF INTRAVENOUS fluids to maintain or increase intravascular volume is a common intervention in the surgical intensive care unit (SICU). The choice of whether to use crystalloid (eg, isotonic sodium chloride solution, Ringer lactate) or colloid (eg, albumin, hetastarch) for fluid resuscitation in the ICU continues to be debated.¹⁻³ Costs associated with colloid fluid resuscitation are significantly higher than costs associated with crystalloid fluid resuscitation.

times more expensive than crystalloid solutions, such as sodium chloride or Ringer lactate. Because of the high cost, the limited availability of human albumin, and the potential for associated adverse events,⁵ it is imperative that its use be restricted to indications for which it is efficacious, and hypoalbuminemia and critical illness are controversial indications.^{6,7}

See Invited Critique at end of article

The recent publication of the Saline versus Albumin Fluid Evaluations (SAFE) study⁸ in 6997 critically ill patients randomized to receive 4% albumin vs isotonic sodium chloride solution documented no difference in 28-day all-cause mortality, ICU or hospital length of stay, or duration of mechanical ventilation or renal replacement therapy. This study⁹ further documented that albumin has no clear benefit in the fluid resuscitation of most

 CME available online at www.jamaarchivescme.com and questions on page 930

Author Affiliations:
Department of Surgery, Division of Acute Care Surgery, University of Michigan, Ann Arbor.

Compared with other colloid and crystalloid solutions, albumin solutions are expensive.⁴ Volume for volume, human albumin solution is more than twice as expensive as hydroxyethyl starch and more than 30

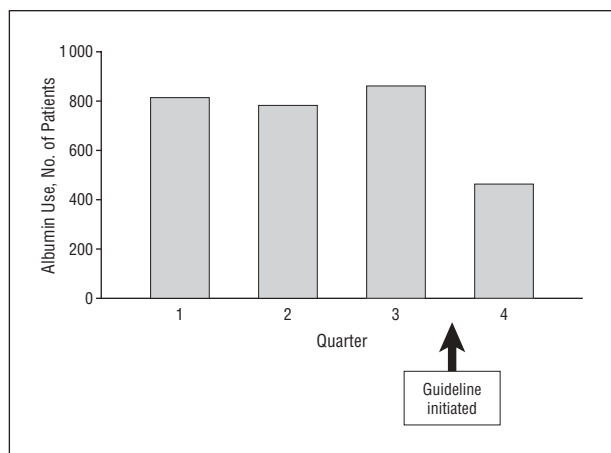


Figure 1. Albumin use before and after the institution of the albumin use guidelines. The cost of albumin was calculated directly based on the unit cost of 12.5 g (25%) of albumin (\$43 per 50-mL vial). A significant reduction (54%) of albumin use was found in the fourth quarter of the study.

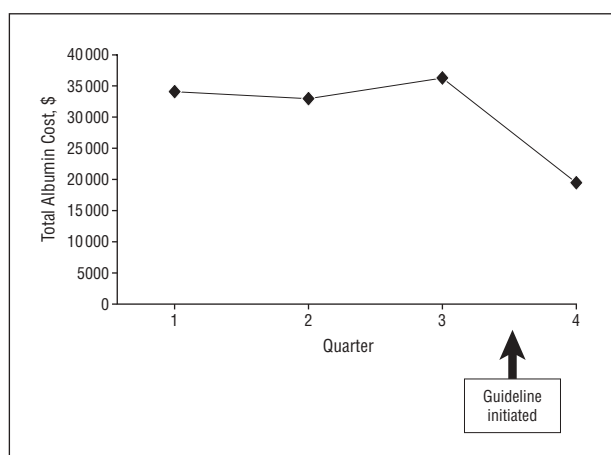


Figure 2. Effect of albumin use guidelines on the cost of albumin. A 56% reduction in the total albumin costs was associated with implementation of albumin use guidelines.

critically ill patients. We therefore sought to assess the effect of implementation of an albumin use guideline in the SICU to reduce albumin use on risk-adjusted ICU mortality and cost savings.

METHODS

This prospective cohort study was conducted from July 1, 2004, to July 1, 2005. All patients admitted to the University of Michigan SICU (general surgical, transplantation, vascular, specialty surgery, and trauma patients) were included in this study. There was no restriction on albumin use in the first 3 quarters of the year. Before the beginning of the final quarter an organized educational program was initiated by the new intensivist-led critical care team in March 2005, which included the following: journal clubs (review of SAFE trial and other studies), didactic sessions (review of appropriate indications for albumin), discussion during patient care rounds, and an educational program directed toward the SICU resident team, nursing staff, and primary surgical teams. Appropriate albumin use guidelines, adapted from the University Health Consortium albumin guidelines,¹⁰ were instituted in the fourth quarter. Prospective clinical and risk-adjusted outcome data were col-

lected by Acute Physiology and Chronic Health Evaluation (APACHE) III dedicated personnel. Albumin use data and costs were obtained from the pharmacy prospective database. Follow-up data were collected through the end of calendar year 2006.

RESULTS

All patients (n=1361) admitted to the SICU during the study period were included in this study. The implementation of albumin use guidelines resulted in a statistically significant reduction in albumin use (54%, $P = .004$, **Figure 1**). Similarly, a significant cost savings of 56% was found (**Figure 2**). The cost of albumin was calculated directly based on the unit cost of 12.5 g (25%) of albumin (\$43 per 50-mL vial). No difference was seen in mean APACHE III scores on ICU day 1 in all 4 quarters. No difference in ICU mortality was identified with the reduction in albumin use, despite a higher APACHE III score and predicted ICU mortality in that quarter. The ICU mortality was significantly lower than the predicted ICU mortality during all quarters (**Table 1**). No difference in mean ICU length of stay was noted. Follow-up data for albumin use documented a persistent reduction in albumin use in the SICU during the next 6 quarters (2005-2006, **Table 2**).

COMMENT

Fluid resuscitation for hypovolemia is integral to the short-term medical management of critically ill patients. When it comes to selecting the resuscitation fluid, physicians are faced with a range of options. At the most basic level, the choice is between a colloid and crystalloid solution. Colloids are widely used, having been recommended in a number of resuscitation guidelines and intensive care management algorithms.¹¹

The American Hospital Consortium Guidelines recommend that colloids be used in hemorrhagic shock until blood products become available and in nonhemorrhagic shock after an initial infusion with crystalloid. A 1995 survey of American academic health centers, however, found that the use of colloids far exceeded these recommendations.¹² There is, however, no scientific evidence for this widespread practice, with the most recent systematic review¹³ of 19 trials and 7576 patients concluding that “there is no evidence from randomized controlled trials that resuscitation with colloids reduces the risk of death compared to resuscitation with crystalloids in patients with trauma, burns or following surgery.”

Controversy surrounding the efficacy and potential harm of albumin use in a variety of clinical settings is long-standing.¹⁴ A meta-analysis published by the Cochrane Injuries Group¹⁵ in 1998 documented an increased mortality rate in patients randomized to albumin supplementation in 30 controlled trials (1419 patients). They concluded that “albumin should not be used outside the context of a properly conceived and rigorously controlled trial with mortality as the endpoint.” An accompanying editorial suggested that “the administration of albumin should be halted.”¹⁶

Table 1. Reduction in Albumin Use in the Fourth Study Quarter Was Associated With No Difference in ICU Mortality (Despite Higher APACHE III Score and Predicted ICU Mortality) or ICU LOS

Quarter	No. of Patients (N = 1361)	Albumin Use, Unit of 12.5 g (25%)	Albumin Cost (\$43 per Vial), \$ ^a	Mean ICU Mortality, %	Predicted ICU Mortality, %	APACHE III Score on Day 1	Mean ICU LOS, d
1	356	813	34 064	4.62	6.43	46.6	4.29
2	325	790	33 101	3.23	5.68	48.6	4.41
3	358	866	36 285	3.62	5.93	48.9	4.34
4	322	464	19 441	3.31	6.62	49.3	4.54

Abbreviations: APACHE, Acute Physiology and Chronic Health Evaluation; ICU, intensive care unit; LOS, length of stay.

^aThe cost of albumin was calculated directly based on the unit cost of 12.5 g (25%) of albumin (\$43 per 50-mL vial).

Significant criticism of the Cochrane analysis ensued, given that it had excluded a number of trials that had shown reduced mortality with albumin administration. A subsequent, more inclusive (not just critically ill patients) meta-analysis¹⁷ of 55 trials that involved surgery or trauma, burns, hypoalbuminemia, high-risk neonates, ascites, and other indications was published. This analysis concluded that “no effect of albumin on mortality was detected.”³

An update to the Cochrane review of albumin use in critically ill patients was published in 2004, including 32 trials and 8452 patients,¹⁸ and concluded that “there is no evidence that albumin reduces mortality in critically ill patients.” The authors again recommended that “albumin should only be used within the context of a well concealed and adequately powered randomized controlled trial.”

This landmark trial of the safety of albumin in intensive care, performed by the Australian and New Zealand Intensive Care Society Clinical Trials Group, has recently been published. The SAFE study is a prospective trial of 6997 critically ill patients randomized to 4% albumin or isotonic sodium chloride solution for fluid resuscitation during the 28 days after ICU admission. No differences in 28-day all-cause mortality (relative risk [RR], 0.99; 95% confidence interval [CI], 0.91-1.09; *P* = .87), ICU or hospital length of stay, or duration of mechanical ventilation or renal replacement therapy were identified.

A subgroup analysis of the SAFE study documented that among patients with trauma (*n* = 1186), albumin was associated with a trend toward *increased* mortality (RR, 1.36; 95% CI, 0.99-1.86), particularly in patients with traumatic brain injury. Another subgroup analysis of patients with severe sepsis (*n* = 1218) documented that albumin use was associated with a trend toward *reduced* mortality (RR, 0.87; 95% CI, 0.74-1.02). These results must be interpreted with caution, particularly in light of emerging data documenting that albumin administration in sepsis is associated with a rapid reduction in serum albumin concentration and decreased volume expansion.¹⁹ The study cohort was also analyzed to determine the effect of baseline serum albumin concentration (≤ 2.5 vs > 2.5 g/dL) on outcome of resuscitation in the SAFE study, and no difference was identified in 28-day all-cause mortality, ICU or hospital length of stay, or duration of renal replacement therapy or mechanical ventilation.²⁰

The substantial differences in the wholesale costs of these 2 therapies is notable (\$232 for 1 L of 5% albumin

Table 2. Total Albumin Use and Cost in Subsequent 6 Quarters (2005-2006)

Quarter	Albumin Use, No. of Patients	Albumin Cost, \$
July-September 2005	770	16 826
October-December 2005	448	10 524
January-March 2006	422	10 379
April-June 2006	595	17 966
July-September 2006	496	16 303
October-December 2006	467	15 777

vs \$2.32 for 1 L of isotonic sodium chloride solution), with the cost for each patient treated in the SAFE study estimated at \$521.30 for albumin compared with \$6.90 for isotonic sodium chloride solution, a 75-fold difference.²¹ These cost differences suggested that the routine use of albumin is hard to justify because crystalloid use is associated with similar outcomes at a lower cost. However, some physicians may interpret the SAFE study to have documented an absence of harm associated with albumin and will continue to use it based on presumed potential benefit in select patients.²²

More recently, the results of the Sepsis Occurrence in Acutely Ill Patients²³ study, a prospective, multicenter, observational cohort study (*n* = 3147) conducted in Europe, examined albumin use and outcomes. Interestingly, 354 patients (11.2%) received albumin, and most (157, 44.4%) received it during the first 24 hours after ICU admission. Albumin administration was independently associated with decreased 30-day survival (hazard ratio, 1.57; 95% CI, 1.11-2.22; *P* = .01) in this population of critically ill patients, of whom 1388 (44.1%) were surgical patients. Furthermore, surgical patients were the largest cohort to receive albumin, comprising 218 of the 354 patients who received albumin during the study period.

The rationale for giving albumin solutions rather than crystalloid solutions in cases of hypovolemic shock is that fluid reabsorption from the interstitial space is enhanced, and fluid therefore remains in the vascular system longer as predicted by the Starling principle that governs hydrostatic and oncotic pressures within the capillaries. However, the Starling principle may not appropriately reflect the microcirculation in critically ill patients, especially under conditions of capillary leakage, as may happen in sepsis, burns, and other acute ill-

ness.²⁴ Additional preclinical studies²⁵ have documented that albumin protects against gut-induced lung injury in vitro and in vivo. Small studies²⁶⁻²⁹ have confirmed some potential benefits, particularly with the more concentrated 25% solution for restoration of colloid osmotic pressure. Additional trials are under way (Early Albumin Resuscitation During Septic Shock,³⁰ Albumin in Acute Ischemic Stroke,³¹ and Treatment of Subarachnoid Hemorrhage With Human Albumin³²) to further investigate the efficacy of albumin.

The lack of demonstrable evidence in improvement of mortality with the use of albumin in fluid resuscitation, coupled with the availability of equally effective lower-cost alternatives, emphasizes the need for a published set of guidelines to ensure the safe and cost-effective use of albumin. Several studies have previously shown discrepancies in albumin use even in the presence of set guidelines, with the variability dependent on the individual ordering physician's preconceived bias, usually based on experience and not on factual evidence of superior efficacy. Fan et al³³ showed that the most common indications for albumin use were hypotension in hemodialysis (18.9%), volume replacement or expansion (15%), and hypoalbuminemia (14.8%). No indication for albumin use was identified in 9.4% of patients. Albumin use was dependent on the specialty of the ordering physician, with surgeons and nephrologists accounting for most use. Additional educational efforts are therefore warranted.

Few data exist regarding the use of albumin and outcome in SICU patients. An administrative database study in patients undergoing coronary artery bypass graft surgery (n = 19 578) who received colloids (albumin vs nonprotein colloids [hetastarch or dextran]) identified that albumin use in 8084 cases (41.3% of the study cohort) was associated with lower all-cause in-hospital mortality (2.47% vs 3.03%, $P = .02$).³⁴ In the multivariable logistic regression analysis, albumin use was associated with 25% lower odds of mortality compared with nonprotein colloid use (OR, 0.80; 95% CI, 0.67-0.96). Whether this study documented the improved efficacy of albumin or the adverse effects of nonprotein colloids in this patient population is controversial. Most importantly, this study's major limitation was that there was no crystalloid control group. Additional studies in burn shock resuscitation document the lack of efficacy of albumin on the incidence of multiple organ dysfunction³⁵ or other outcome measures.³⁶

Our current study documented that the implementation of albumin use guidelines and educational efforts was effective in significantly reducing albumin use in a SICU. During the first 3 quarters of this study, no attempt was made to assess the appropriateness of albumin use, in terms of either indication or dosage, but it is evident that albumin was used contrary to the established evidence-based guidelines. This is a common occurrence, with an evaluation of albumin use in 53 hospitals in the United States confirming that albumin was inappropriately prescribed for 57.8% of adult patients and 52.2% of pediatric patients.³⁷

The absence of any demonstrable negative impact of reduction in albumin use on risk-adjusted ICU mortality or ICU length of stay in SICU patients further supports the

use of crystalloids as the first-line fluid during resuscitation in the critical care setting. Additional efforts are required to further reduce albumin use in SICUs, and ongoing efforts are under way. Institutions should implement guidelines that focus on responsible use of albumin in an increasingly cost-conscious health care environment, and continued educational efforts promoting evidence-based practices in the ICU are warranted.

Accepted for Publication: July 5, 2007.

Correspondence: Lena Napolitano, MD, Department of Surgery, University of Michigan Health System, Room 1C421 University Hospital, 1500 E Medical Center Dr, Ann Arbor, MI 48109-0033 (lenan@umich.edu).

Author Contributions: *Study concept and design:* Charles, Purtill, Dickinson, Meldrum, and Napolitano. *Acquisition of data:* Charles, Purtill, Dickinson, Kraft, Pleva, Meldrum, and Napolitano. *Analysis and interpretation of data:* Charles, Purtill, Kraft, Pleva, Meldrum, and Napolitano. *Drafting of the manuscript:* Charles, Purtill, and Napolitano. *Critical revision of the manuscript for important intellectual content:* Dickinson, Kraft, Pleva, Meldrum, and Napolitano. *Statistical analysis:* Napolitano. *Administrative, technical, and material support:* Charles, Purtill, Dickinson, Kraft, Pleva, Meldrum, and Napolitano. *Study supervision:* Charles, Purtill, Dickinson, Kraft, Pleva, and Napolitano.

Financial Disclosure: None reported.

REFERENCES

1. Choi PT, Yip G, Quinonez LG, Cook DJ. Crystalloids vs. colloids in fluid resuscitation: a systematic review. *Crit Care Med.* 1999;27(1):200-210.
2. Schierhout G, Roberts I. Fluid resuscitation with colloid or crystalloid solutions in critically ill patients: a systematic review of randomized trials. *BMJ.* 1998; 316(7136):961-964.
3. Groeneveld AB. Albumin and artificial colloids in fluid management: where does the clinical evidence of their utility stand? *Crit Care.* 2000;4(suppl 2):S16-S20.
4. McClelland DB. Human albumin solutions. *BMJ.* 1990;300(6716):35-37.
5. Vincent JL, Wilkes MM, Navickis RJ. Safety of human albumin—serious adverse events reported worldwide in 1998-2000. *Br J Anaesth.* 2003;91(5):625-630.
6. Vincent JL, Dubois MJ, Navickis RJ, Wilkes MM. Hypoalbuminemia in acute illness: is there a rationale for intervention? a meta-analysis of cohort studies and controlled trials. *Ann Surg.* 2003;237(3):319-334.
7. Boldt J. The good, the bad, and the ugly: should we completely banish human albumin from our intensive care units? *Anesth Analg.* 2000;91(4):887-895.
8. Finfer S, Bellomo R, Boyce N, French J, Myburgh J, Norton R; SAFE Study Investigators. A comparison of albumin and saline for fluid resuscitation in the intensive care unit. *N Engl J Med.* 2004;350(22):2247-2256.
9. Pettilä V, Ruokonen E. Albumin has no benefit over saline in the critically ill. *Acta Anaesthesiol Scand.* 2005;49(5):599-600.
10. University Hospital Consortium (UHC) Clinical Practice Technology Advancement Center. *Technology Support: Results of the Albumin and Nonprotein Colloid Solutions Multicenter Technology Use Surveillance.* Oakbrook, IL: University Health System Consortium; May 2000.
11. Vermeulen LC, Ratko TA, Erstad BL, Brecher ME, Matuszewski KA. A paradigm for consensus: the University Hospital Consortium guidelines for the use of albumin, nonprotein colloid, and crystalloid solutions. *Arch Intern Med.* 1995; 155(4):373-379.
12. Yim JM, Vermeulen LC, Erstad BL, Matuszewski KA, Burnett DA, Vlasses PH. Albumin and nonprotein colloid solution use in US academic health centers. *Arch Intern Med.* 1995;155(22):2450-2455.
13. Roberts I, Alderson P, Bunn F, et al. Colloids versus crystalloids for fluid resuscitation in critically ill patients. *Cochrane Database Syst Rev.* 2004;(4):CD000567.
14. Lucas CE. The water of life: a century of confusion [The Scudder Oration, Clinical Congress of the American College of Surgeons, October 2000]. *J Am Coll Surg.* 2001;192(1):86-92.
15. Cochrane Injuries Group Albumin Reviewers. Human albumin administration in

- critically ill patients: systematic review of randomized controlled trials. *BMJ*. 1998; 317(7153):235-240.
16. Offringa M. Excess mortality after human albumin administration in critically ill patients: clinical and pathophysiological evidence suggests albumin is harmful. *BMJ*. 1998;317(7153):223-224.
 17. Wilkes MM, Navickis RJ. Patient survival after human albumin administration: a meta-analysis of randomized, controlled trials. *Ann Intern Med*. 2001;135(3):149-164.
 18. Alderson P, Bunn F, Lefebvre C, et al. Albumin reviewers: human albumin solution for resuscitation and volume expansion in critically ill patients. *Cochrane Database Syst Rev*. 2004;(4):CD001208.
 19. Margaron MP, Soni NC. Changes in serum albumin concentration and volume expanding effects following a bolus of albumin 20% in septic patients. *Br J Anaesth*. 2004;92(6):821-826.
 20. Finfer S, Bellomo R, McEvoy S, et al; SAFE Study Investigators. Effect of baseline serum albumin concentration on outcome of resuscitation with albumin or saline in patients in intensive care units: analysis of the data from the saline versus albumin fluid evaluation (SAFE) study. *BMJ*. 2006;333(7577):1044-1049.
 21. Primack WA, Estes K. Fluid resuscitation in the intensive care unit. *N Engl J Med*. 2004;351(18):1905-1908.
 22. Cook D. Is albumin safe? [editorial]. *N Engl J Med*. 2004;350(22):2294-2296.
 23. Vincent JL, Sakr Y, Reinhart K, Sprung CL, Gerlach H, Ranieri VM; Sepsis Occurrence in Acutely Ill Patients' Investigators. Is albumin administration in the acutely ill associated with increased mortality? results of the SOAP study. *Crit Care*. 2005;9(6):R745-R754.
 24. Berger A. Why albumin may not work. *BMJ*. 1998;317(7153):240.
 25. Osband AJ, Deitch EA, Hauser CJ, et al. Albumin protects against gut-induced lung injury in vitro and in vivo. *Ann Surg*. 2004;240(2):331-339.
 26. Martin GS, Magliardi RJ, Wheller AP, et al. Albumin and furosemide therapy in hypoproteinemic patients with acute lung injury. *Crit Care Med*. 2002;30(10):2175-2182.
 27. Martin GS, Moss M, Wheeler AP, et al. A randomized controlled trial of furosemide with or without albumin in hypoproteinemic patients with acute lung injury. *Crit Care Med*. 2005;33(8):1681-1687.
 28. Evans TW. Albumin as a drug—biological effects of albumin unrelated to oncotic pressure. *Aliment Pharmacol Ther*. 2002;16(suppl 5):6-11.
 29. Suarez JL, Shannon L, Zaidat OO, et al. Effect of human albumin administration on clinical outcome and hospital cost in patients with subarachnoid hemorrhage. *J Neurosurg*. 2004;100(4):585-590.
 30. Early Albumin Resuscitation During Septic Shock <http://www.clinicaltrials.gov/ct/show/NCT00327704>. Accessed May 29, 2007.
 31. Albumin in Acute Ischemic Stroke (ALIAS) Trial <http://www.clinicaltrials.gov/ct/show/NCT00235495>. Accessed May 29, 2007.
 32. Treatment of Subarachnoid Hemorrhage With Human Albumin <http://www.clinicaltrials.gov/ct/show/NCT00283400>. Accessed May 29, 2007.
 33. Fan C, Phillips K, Selin S. Serum albumin: new thoughts on an old treatment. *BCM J*. 2005;47(8):438-444.
 34. Sedrakyan A, Gondek K, Paltiel D, Eleftheriades JA. Volume expansion with albumin decreases mortality after coronary artery bypass graft surgery. *Chest*. 2003;123(6):1853-1857.
 35. Cooper AB, Cohn SM, Zhang HS, et al; ALBUR Investigators. Five percent albumin for adult burn shock resuscitation: lack of effect on daily multiple organ dysfunction. *Transfusion*. 2006;46(1):80-89.
 36. Greenhalgh DG, Housinger TA, Kagan RJ, et al. Maintenance of serum albumin levels in pediatric burn patients: a prospective, randomized trial. *J Trauma*. 1995;39(1):67-74.
 37. Tanzi M, Gardner M, Megellas M, et al. Evaluation of the appropriate use of albumin in adult and pediatric patients. *Am J Health Syst Pharm*. 2003;60(13):1330-1335.

INVITED CRITIQUE

Charles et al have nicely shown that implementation of clinical guidelines derived from evidence-based medicine can change physician behavior. Indeed, evidence-based medicine is slowly being adopted in areas where such data exist. The crystalloid-colloid argument for resuscitation of trauma and burn patients has long been over, with the exception of instances in which lower volumes would be logistically helpful on the battlefield. However, the use of colloids has its proponents, now mostly anesthesiologists, who use it in the intraoperative and perioperative periods. Hetastarch rather than albumin is used because of the expense of the latter. The idea that colloid administration would result in less tissue edema has not been borne out experimentally because third spacing of colloids eventually occurs. The Cochrane database has repeatedly shown no difference in mortality with albumin use, and more recently the SAFE trial has also shown no benefit from albumin in the critical care patient. Despite these data, albumin use has been excessive in some centers. Following an educational program that included discussion during rounds, journal clubs, and didactic ses-

sions, albumin use was reduced without any change in ICU mortality during the study period of 1 year. Associated costs were reduced as well, and illness severity, as measured by APACHE III scores, was similar during the observation period. This study is an excellent example of how such evidence-based medicine can be implemented locally, but it takes a champion of the cause and a team concept as well for institutional change. Although the study was reliant on historical controls and not randomized, it was prospective and demonstrated a marked reduction in albumin use that persisted during the following year. One wonders if there will be much use for albumin in this setting now that the data are compelling against its use in the ICU.

William G. Cheadle, MD

Correspondence: Dr Cheadle, Department of Surgery, University of Louisville, 550 S Jackson St, Louisville, KY 40202 (wg.cheadle@louisville.edu).

Financial Disclosure: None reported.